

CONTEG DATASHEET

AIRFLOW MANAGEMENT

Side-to-Side Airflow Support

CONTEG, spol. s r.o.

Czech Republic Headquarters:

Na Vítězné pláni 1719/4

140 00 Prague 4

Tel.: +420 261 219 182

Fax: +420 261 219 192

Production plant in the Czech Republic:

K Silu 2179

393 01 Pelhřimov

Tel.: +420 565 300 300

Fax: +420 565 533 955

Local Branches/Offices

Austria:

+420 724 723 184

Benelux:

+32 477 957 126

Eastern Europe / Nordics:

+49 172 8484 346

France, Maghreb:

+33 686 074 386

Germany / Switzerland /

Baltics / Denmark / Italy:

+49 170 523 4958

Middle East:

+971 555 08 32 41

Russia, CIS:

+7 495 967 3840

conteg@conteg.com

www.conteg.com

Conteg is a progressive supplier of Datacenter solutions who stays active in many areas of the current Datacenter market. Conteg is always trying to bring a new solution to our demanding customers while focusing on product effectiveness and staying "Green" following in accord with the latest industrial trends.

Simplicity and consistency is important in today's data centre. Building from a common cabinet and rack infrastructure allows for a uniform aesthetically pleasing appearance. Also the data centre manager's job is simplified not having to keep procurement information for multiple vendors' products.

Conteg products span all areas of the data centre. There are well designed solutions for the Main Distribution Area (MDA), Horizontal Distribution Area (HDA) and Equipment Area (EA) that are adaptable to every situation. For example in the MDA, some vendors' core networking equipment is not configured for typical entry from the front and exit from the rear cooling air flow, but instead utilizes a system where the cooling air enters from one side and exits from the other. In a standard cabinet this side to side cooling system can be problematic for equipment in the adjacent and nearby cabinets. To eliminate the issues caused when using networking equipment with the side to side air flow Conteg has designed options which can be added to the standard cabinet line to manage the air flow, effectively cool the equipment and not interfere with the cooling of equipment in other adjacent or nearby cabinets. All the other great features of the Conteg cabinet line remain the same.

Increase of the computing capacity has direct impact on the volume of transferred data. Currently there are several high-end network equipment producers on the market who supply products that bring a new challenge in the airflow management area. Typical suppliers of such equipment include **Cisco Systems Inc. and Juniper Networks Inc.** These newly designed high performance products are not in compliance with the current industry standard "front to back" airflow configuration where vertical or front to back airflow is being supported. In these new applications more efficient "side to side" airflow management configuration is desirable.



Conteg is taking the lead in order to come up with new solutions to meet the above mentioned challenges:

SIDE-TO-SIDE AIRFLOW SOLUTION – STS

• **Enables installation of the network components for specific Data Centre layouts:**

- Hot/Cold Aisle
- Contained Aisle
- Chimney solution
- Modular Closed Loop

• **Maximization of the cold air transfer efficiency to the side inlet of the network chassis**

• **Adapters for various types of the network chassis:**

- Cisco Nexus 7018
- Cisco Nexus 7009
- Cisco Catalyst 6506 (-E)
- Cisco Catalyst 6509 (-E)
- Cisco Catalyst 6513 (-E)
- Cisco 4900M
- Cisco MDS 9506 SAN director
- Cisco MDS 9509 SAN director
- Cisco MDS 9513 SAN director
- Juniper EX 8208
- Juniper EX 8216

• **Enables combination of several types of the network chassis in one rack**

• **Pre-configured RSF based racks; (solution for ROF available upon request)**

- Width: 800mm
- Depth: 1000 or 1200 mm
- Front and rear vented doors, 83% of perforation, multipoint lock with DIN profile, key 333

- Lockable side panels
- Top and bottom covers (E variant) for through cable bundles for other directions
 - Single piece top cover – F design
 - Modular bottom covers (800x1000: CHC, 800x1200: CFFC), other variants possible
- Independent sliding 19" extrusions in the rear, single piece
- Load rating up to 1000kg depending on the frame type
- The P-type of extrusion on the left front side, installation of vertical HDWM-VMR-42-12/10F is possible.
- Blank panels for side deflector are included for all positions
- Frame for separation of hot and cold air space
- Clearance between the chassis and side panels is 170 mm
- High Density Wire Management bar on the right front side for effective cable management as standard
- **Parts of the network chassis allow cable management only on right side.**
 - It is possible to use HDWM-HM-3F to guide these bundles of cables on opposite side above and below the chassis into another installed cable manager - HDWM-VMR-42-12/10F.
- **Blank panels for front 19" extrusions are not included**
- **Two sizes of internal equipment are available (dependent on depth of the chassis).**
 - Adapters for each model of network chassis and rack size are in the table below and need to be ordered separately. Others adapters upon request.




Side details with adapters, blank panels and separation frame

Chassis	Size 1		Size 2
	1000 mm	1200 mm	1200 mm
Cisco Nexus 7018	N/A	N/A	DP-ST5-22-CN7018
Cisco Nexus 7009	N/A	N/A	DP-ST5-22-CN7009
Cisco Catalyst 6506	DP-ST5-11-CTS6506	DP-ST5-12-CTS6506	DP-ST5-22-CTS6506
Cisco Catalyst 6509	DP-ST5-11-CTS6509	DP-ST5-12-CTS6509	DP-ST5-22-CTS6509
Cisco Catalyst 6513	DP-ST5-11-CTS6513	DP-ST5-12-CTS6513	DP-ST5-22-CTS6513
Cisco 4900M	DP-ST5-11-CTS4900M	DP-ST5-12-CTS4900M	DP-ST5-22-C4900M
Cisco MDS 9506 SAN director	N/A	N/A	DP-ST5-22-C9506
Cisco MDS 9509 SAN director	DP-ST5-11-CTS9509	DP-ST5-12-CTS9509	DP-ST5-22-C9509
Cisco MDS 9513 SAN director	N/A	N/A	DP-ST5-22-C95013
Juniper EX 8208	N/A	N/A	DP-ST5-22-EX8208
Juniper EX 8216	N/A	N/A	DP-ST5-22-EX8216

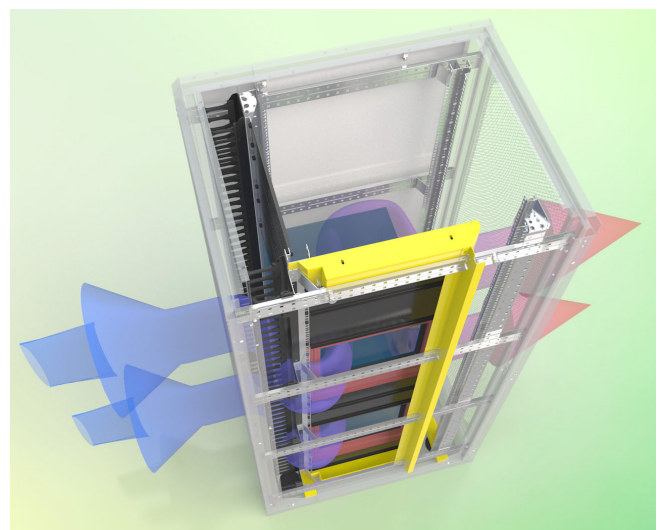
Side-to-Side Airflow Support

Product code	Description
RSF-42-80/100-WWWWA-SE1	RSF, 42U x 800 x 1000, S-t-S solution, Size 1
RSF-42-80/120-WWWWA-SE1	RSF, 42U x 800 x 1200, S-t-S solution, Size 1
RSF-42-80/120-WWWWA-SE2	RSF, 42U x 800 x 1200, S-t-S solution, Size 2

Heights 45 and 48U available upon request




Example of StS Airflow solution for 2x Cisco Catalyst 6509

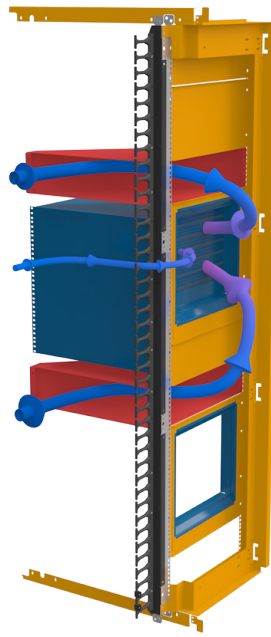


Airflow directions through the network Chassis

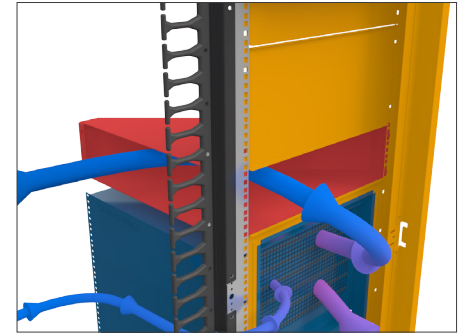
The Air-flow Supporting channel is used to increase the volume of air at the network chassis inlet. It can be installed above or below the chassis or on both sides. The Side Extension kit is used to increase the distance between side panels and air inlet or outlet of the network chassis to supply maximum air volume.



Side Extension kit at 1200 mm depth rack



Example of S-t-S with two Air-flow Supporting channels



Detail of S-t-S with two Air-flow Supporting channels

Side-to-Side Airflow Support - Accessories

Product code	Description
DP-STX-EXT-2-42	Side Extension kit 100mm for Airflow Support for racks height 42U, depth 1200 mm - 1pc *
DP-STX-EXT-2-45	Side Extension kit 100mm for Airflow Support for racks height 45U, depth 1200 mm - 1pc *
DP-STX-EXT-2-48	Side Extension kit 100mm for Airflow Support for racks height 48U, depth 1200 mm - 1pc *
DP-STX-1-SACH	Air-flow Supporting channel for chassis S-t-S - Size 1, 1 pc. *
DP-STX-2-SACH	Air-flow Supporting channel for chassis S-t-S - Size 2, 1 pc. *

* min. ordering quantity 2 pcs.